

## 2800-2011 Field display for process inputs

- Process input 0/4..20 mA, 0..5/10 V or potentiometer
- 5-digit processor-based LED display, digit size 20 mm
- Sensor selection and scaling via front panel keys
- 2 adjustable alarm limits with change-over contacts
- Alarm reset, display hold and taring by external contact
- Wide power supply range 85..240 VAC or 12..32 VDC / 24 VAC
- Separate passwords for alarms and configuration
- Case protection rating IP65



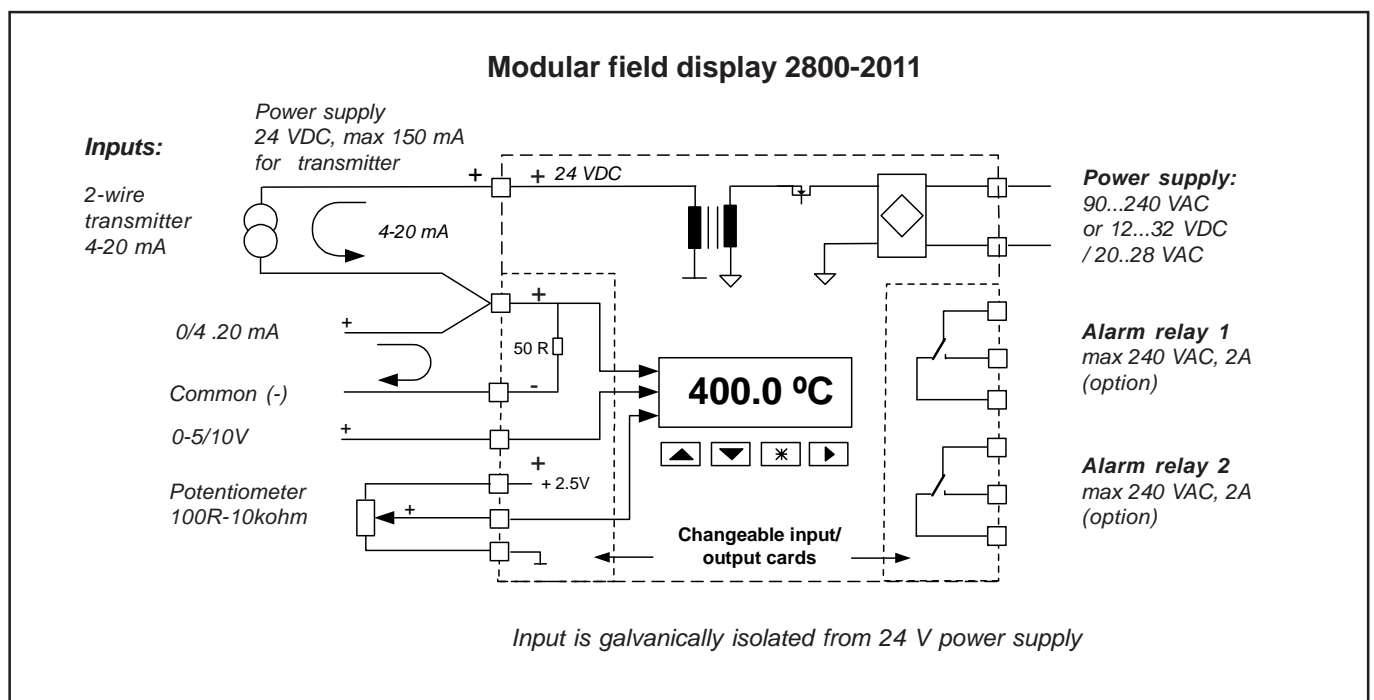
The field display 2800-2011 is designed for process inputs 0/4..20 mA, 0..5/10 V and for potentiometers 100 ohm .. 10 kohm. The display has large 20-mm-high red LED digits, the readability of which is about 10 metres. Selection of the sensor type and display scaling is easy via front panel keys. 2 alarm relays with change-over contacts are available as an option. Alarm limits and hysteresis are freely selectable via front panel keys. The display can be damped by a digital filter if necessary. The number of decimals is selectable. The brightness of the display can be selected as well.

There are two power supply alternatives: one for line voltage 85..240 VAC and the other 12..32 VDC or 24 VAC, galvanically isolated from input and output. The display provides a voltage supply of 24 VDC, 150 mA for sensors.

Analog conversion is done by a 15-bit AD-converter (resolution 1/32000) and the number of measurements is 7 per second. Separate passwords can be set for access to the configuration menu and alarms. Case protection rating is IP65. The display can be mounted onto a wall with or without the mounting brackets at the corners (removable).

The field display is part of the wide and flexible indicator series 2000 and is easy to modify by changing input cards for different kinds of sensors, such as temperature sensors, pulse sensors, serial inputs etc. The modification does not require any calibration. All the input and output cards of the series 2000 are available. Each display type has its own datasheet.

The display is also available as a panelmeter, model 2011.



# Technical specifications:

**Process inputs:** 0..20 mA, 4..20 mA, 0..5 and 0..10V  
 Display scaling on the whole display range  
 Input resistance current 50Ω, voltage input >1 MΩ  
 Accuracy 0.05% FS  
 Linearity 0,01% FS  
 Supply for transmitter 24 VDC, max. 150 mA

**Potentiometer input:** 100Ω -10kΩ  
 Reference voltage 2,5 V, max. load 25 mA  
 Voltage stability 150 ppm/°C  
 Accuracy 0.05 % FS

**Alarms:** 2 alarms with change-over contacts, relays max 240 VAC, 2 A, hysteresis 0.. 100%.  
 Alarm reset: automatical or manual via front panel key or external contact.  
 Choice of direction for the function of relays and signal lights.

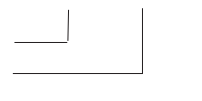
**General:**  
 Display 5 digits, bright red LED, brightness selectable  
 Digit height 20 mm  
 Input filter adjustable digital filter  
 External contact display hold, reset of alarms or display taring

AD-conversion 15 bits (1/32000)  
 Temperature effect 0.002 °C/°C  
 Signal lights alarm limits 1 and 2  
 Power supply 85..240 VAC or 12..30 VDC/ 24 VAC  
 Power demand 4 VA without transmitter supply  
 Case material polycarbonate, colour light grey  
 Glands in the case PG11, 3 pieces  
 Operating temperature -20..+55 °C  
 Case protection IP65  
 Terminals removable, wire 2,5 mm<sup>2</sup>  
 Weight 600 g

## How to order

**2800-2011-REL2-24VDC**

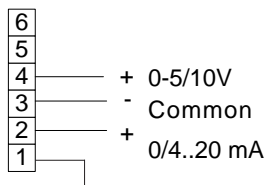
Type  
 Alarm card REL2  
 Power supply 85..240 VAC or 12..32 VDC / 24 VAC



**Optional cards:**  
 Alarm card, 2 relays 2000-REL2  
 (When ordering a field display, the "2000" of the card is left out.)

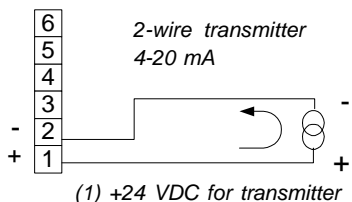
## Connections:

### Voltage / current-input

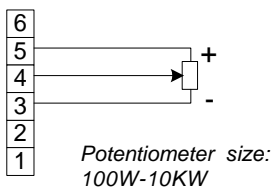


Power supply for transmitter 24 V max. 150 mA

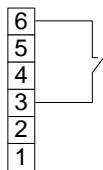
### 2-wire transmitter



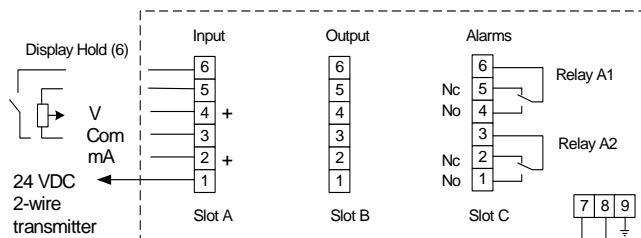
### Potentiometer



Potentiometer size: 100W-10KW



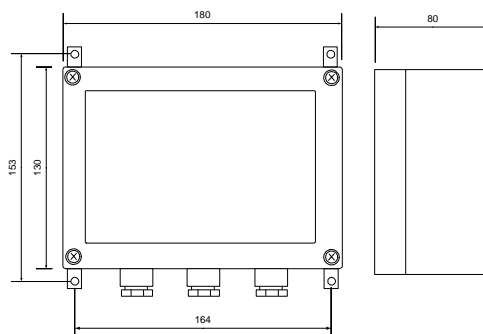
Display hold, taring or alarm reset



Slot C for optional alarm card.  
 Slot B not used.

Power supply 85..240 VAC or 12..32 VDC /24VAC (no polarity)

## Dimensions:



Wall mounting brackets at the corners of the case - easily removable.  
 Glands 3 x PG11