

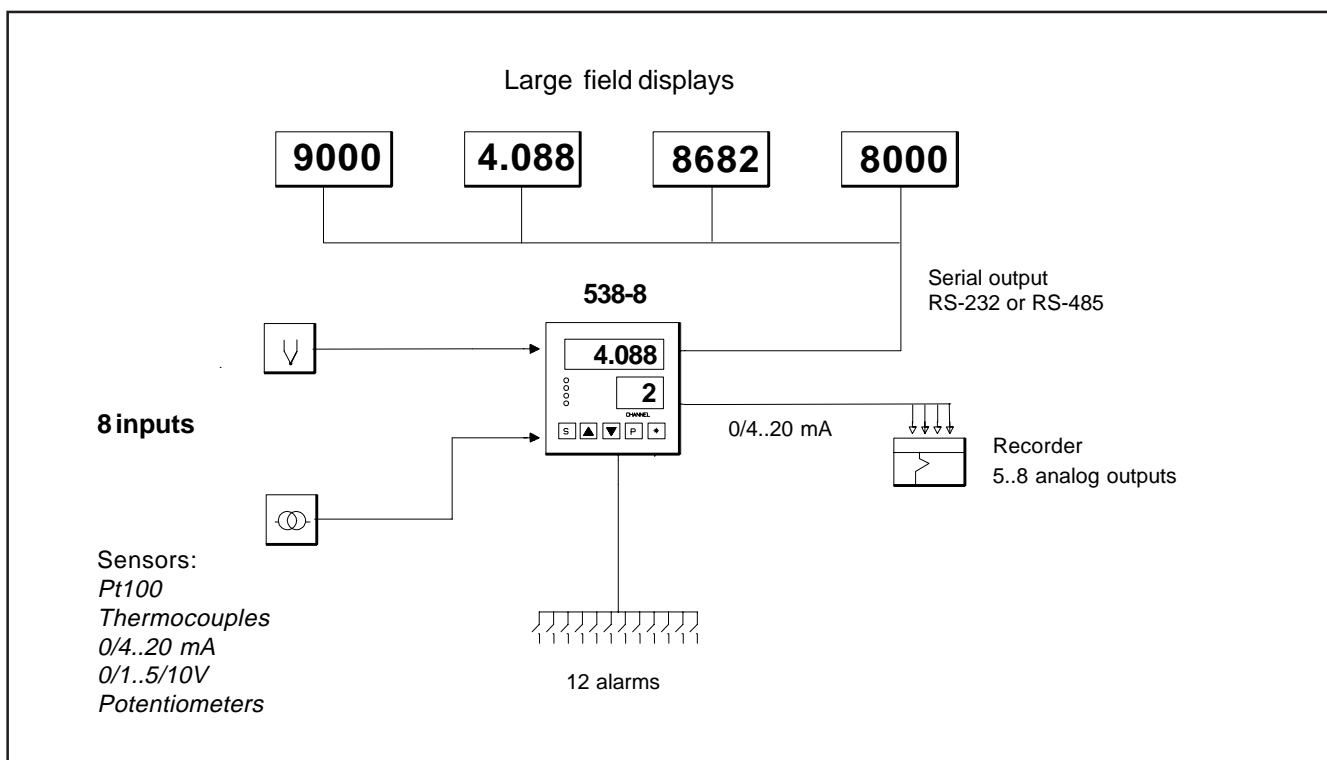
# Multipoint Indicator 538-8

- 8 input channels
- Thermocouples, RTD's, 0/4..20 mA, 0..5/10V
- Inputs user-selectable
- Each channel has individual input
- 2 relay alarms as standard
- 10 alarms as option
- 8 output 0/4..20 mA as option
- Serial port RS232 or RS485 as option
- Power supply 220 VAC or 24 VDC



The Nokeval multipoint indicator 538-8 is designed for applications, where display, output signals and alarms are desired simultaneously for several measurements. Each input channel may be configured individually. For example, the first channel can accept thermocouple, the second one Pt100, the third 4...20 mA and etc. The scanning interval of display is adjustable. The 538-8 provides 12 alarms, 2 relay alarms as standard and 10 alarms on an extra card. 538-8 employs 8 analog outputs,

one isolated serial port RS232/485 and a second RS232 for a standard printer. The floating decimal point expands the display by showing small values with decimal point throughout the 0...9999 display of the meter. This function is enabled by 15 bit A/D converter, with resolution 1/32000. The autocalibration, once a second, eliminates drifts and long term changes of zero and range. No potentiometers are used for adjustments.



# Specification:

## Pt100 sensor:

Range -200...+700 °C.  
 Resolution 0.1 % or 1 °C.  
 Accuracy 0.05 % or 0.2 °C by 3-wire connection. Max difference between channels 0.1 °C. Max. line resistance 100 Ω.  
 Line resistance effects < 0.005%/Ω.  
 2- or 3-wire connections.

## Thermocouples:

K, J, J/DIN, R, S. Accuracy 1 °C ± 1 digit, for types R, S 2 °C ± 1 digit. Sensor wires have no effect below 1000 Ω. Cold junction compensation effects < 0.05 °C/°C.

## 0/4..20 mA inputs:

Scaleable range -999...9999  
 Input resistance 15 Ω.  
 Accuracy 0.05 % of span.

## Voltage inputs

Fixed ranges, 20, 50, 500 and 1000 mV. Scaleable ranges 0-1/5/10 and 1-5V. Impedance 1 MΩ. Accuracy 0.05 % of span.

## Potentiometers:

Standard ranges 20..1000 Ω and 10 kΩ on request. Accuracy 0.05 %

## 0/4..20 mA output (optional):

8 outputs as standard (OUT8). Each output channels scaleable. Updating time around 0.8 s. Galvanic isolation between input and output. Also reverse action. Max. load 600 Ω. Accuracy 0.05 % of span.

## Alarms:

2 relay alarms, 230 VAC, 3 A as standard and 10 alarms, max. 60 VAC, 0,5 A, on extra card (optional, REL10). Hysteresis selectable 0..10 %.

## Serial port RS232/485 (optional):

Serial port RS232 or RS485 is available on optional card.

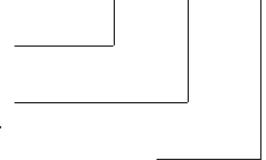
## General features:

4 digit, 14.5 mm, red, LED display.  
 Configuration by front keys.  
 Ambient temperature 0..55 °C.  
 Removable connectors 1.5 mm<sup>2</sup>.  
 Power supply 230 VAC (optional 24 VDC).  
 Effect demand 6 VA by AC and 4 W by DC.  
 Secret code for alarms and other one for configuration stage.

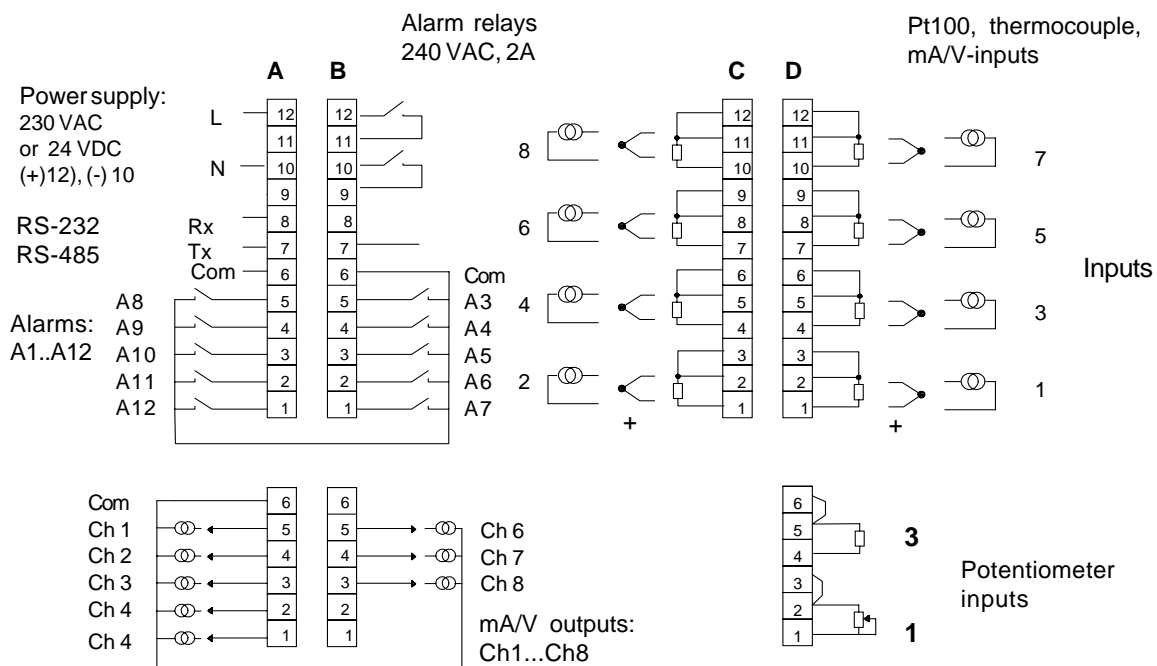
## How to order:

**538-8-OUT-RS232-230VAC**

OUT8 or REL10  
 RS-232 or RS-485  
 Power supply 230 VAC  
 Optional 24 VDC



## Connections:



## Dimensions:

